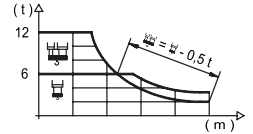


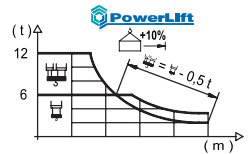
Load Chart / 载荷曲线

R (m)	H										M																																	
70	15,1	20	22	26	27,2	29,0	32	35	37	40	42	45	47	50	52	55	57	60	62	65	67	70 m	12000	8650	7730	6330	6000	6000	5370	4860	4560	4170	3940	3640	3460	3220	3080	2880	2760	2600	2500	2360	2270	2150 kg
65	16,7	20	22	26	28	30,2	32,4	35	37	40	42	45	47	50	52	55	57	60	62	65	65 m	12000	9770	8750	7180	6580	6000	6000	5500	5170	4740	4480	4140	3940	3670	3510	3290	3150	2970	2860	2700 kg			
60	18,6	20	22	26	28	30	33,7	36,3	37	40	42	45	47	50	52	55	57	60	60 m	12000	11070	9920	8170	7490	6900	6000	6000	5880	5390	5100	4720	4500	4190	4010	3760	3610	3400 kg							
55	20,4	22	26	28	30	32	35	37,0	40,0	42	45	47	50	52	55	55 m	12000	11020	9090	8340	7700	7140	6420	6000	6000	5680	5260	5010	4680	4480	4200 kg													
50	23,1	26	28	30	32	35	37	40	41,9	45,5	47	50	50 m	12000	10470	9620	8890	8250	7430	6960	6350	6000	6000	5780	5400 kg																			
45	25,1	28	30	32	35	37	40	42	44,5	44,5 m	12000	10610	9810	9110	8220	7710	7030	6640	6200 kg																									
40	25,6	28	30	32	35	37	39,5	39,5 m	12000	10840	10030	9310	8400	7880	7300 kg																													
35	25,5	28	30	32	34,5	34,5 m	12000	10790	9980	9270	8500	8500 kg																																

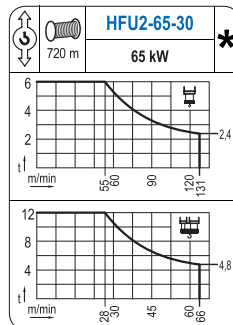
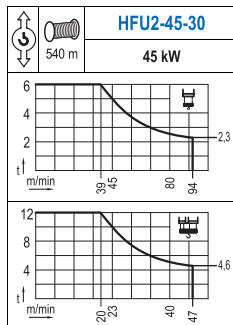


Load Chart Powerlift / 载荷曲线 Powerlift


R (m)	H										M																																	
70	15,9	20	22	25	27	28,7	31,2	35	37	40	42	45	47	50	52	55	57	60	62	65	67	70 m	12000	9220	8250	7090	6470	6000	6000	5280	4960	4540	4300	3970	3780	3520	3360	3150	3020	2840	2730	2580	2490	2360 kg
65	17,8	20	22	25	27	30	32,2	35,1	37	40	42	45	47	50	52	55	57	60	62	65	65 m	12000	10500	9410	8110	7410	6530	6000	6000	5650	5180	4900	4540	4320	4020	3850	3610	3460	3260	3140	2970 kg			
60	19,9	22	25	27	30	32	35	36,1	39,4	42	45	47	50	52	55	57	60 m	12000	10730	9260	8470	7490	6940	6240	6000	6000	5590	5180	4930	4600	4400	4130	3970	3740 kg										
55	21,9	25	27	30	32	35	37,0	39,8	43,5	45	47	50	52	55 m	12000	10340	9460	8380	7770	7000	6550	6000	6000	5780	5510	5140	4920	4620 kg																
50	24,9	27	30	32	35	37	40	42	45,3	49,6	50 m	12000	10940	9700	9010	8130	7620	6960	6560	6000	6000	5940 kg																						
45	27,2	30	32	35	37	40	42	44,5	44,5 m	12000	10740	9980	9010	8460	7730	7300	6820 kg																											
40	27,8	30	32	35	37	39,5	39,5 m	12000	10990	10220	9230	8660	8030 kg																															
35	27,7	30	32	34,5	34,5 m	12000	10960	10190	9350	9350 kg																																		





Mechanisms / 机构




## Mechanisms / 机构

	<b>TFU-7.5</b>
	<b>7,5 kW</b>
0 ⇔ 94 m/min	

	<b>SFU-7.5</b>
	<b>2x 7,5 kW</b>
0 ⇔ 0,7 rpm	

	<b>RT-7.5</b>
	<b>2x 75 Nm</b>
	20 m/min
	3XR52    5XR72

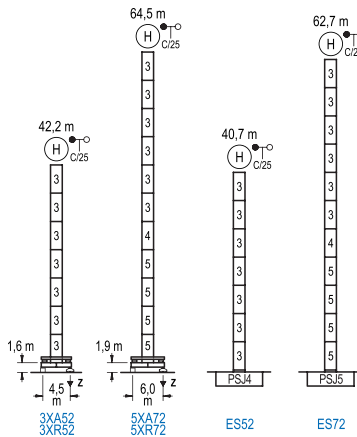
	<b>RT-7.5VC</b>	<b>*</b>
	<b>2x 75 Nm</b>	
	20 m/min	
	5XR72	


POWER / 功率				Operating voltage / 工作电压	Generator / 发电机
Hoist / 起升机构	Trolley / 变幅机构	Slewing / 回转机构	Travel / 行走机构		
HFU2-45-30	TFU-7.5	(2x) SFU-7.5	(2x) RT-7.5	400 V 3ph 50 Hz	140 kVA
HFU2-65-30					180 kVA

Optional 选项
<b>*</b>

## Heights Under Hook / 吊钩以下高度

∅ 2.0 m

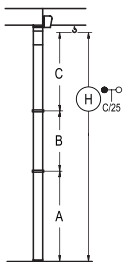


	n°	Ref.	∅	h
	3	SJ24	2,0	5,5
	4	TSJ25	2,0	5,5
	5	SJ25	2,0	5,5
	1xSJ25= 1xSJ25M			

<b>R max.</b> 最大压力	In operation 工作状态	3XR52.....99 t 5XR72.....89 t
	Out of service 非工作状态	3XR52.....67 t 5XR72.....136 t

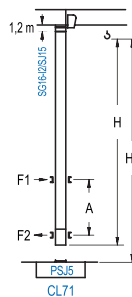
## Braced crane / 外附着塔机


## Internal Climbing Crane / 内爬塔机




	3XA52	5XA72
A max	29,1	51,4
A min	23,6	29,4
B max	-	22,0
B min	-	16,5
C max	35,1	35,1
H max	64,2	86,2

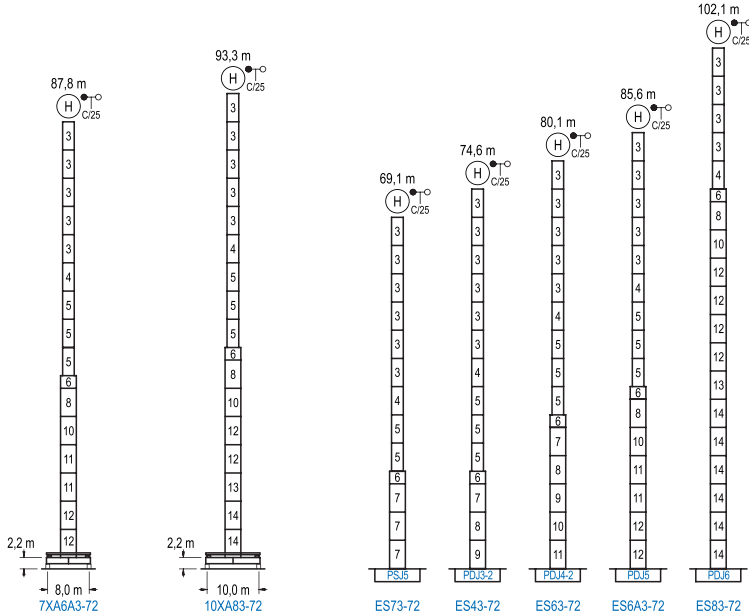
	ES52	ES72
A max	27,6	49,6
A min	22,1	27,6
B max	-	22,0
B min	-	16,5
C max	35,1	35,1
H max	62,7	84,7



	Hs < 400 m
	A max   A min
<b>40.8 m</b>	16,8   9,0
7xSJ15+CLSJ15-1	
<b>35.3 m</b>	14,1   9,0
6xSJ15+CLSJ15-1	
<b>29.8 m</b>	11,4   7,0
5xSJ15+CLSJ15-1	

	n°	Ref.	∅	h	
	14	SJ15	1,6	5,5	
	15	CLSJ15-1	1,6	3,1	
	1xSJ15= 1xSJ15M				

Other wind zones or additional hook heights on request  
其他风区或另外的吊钩高度请咨询



n°	Ref.	∅	h	n°	Ref.	∅	h	n°	Ref.	∅	h	n°	Ref.	∅	h
3	SJ24	2,0	5,5	6	TMSJ35SJ25	2,5	1,0	10	TDJ34	2,5	5,5	13	TDJ36B	2,5	5,5
4	TSJ25	2,0	5,5	7	SJ35	2,5	5,5	11	DJ34	2,5	5,5	14	DJ36	2,5	5,5
5	SJ25	2,0	5,5	8	TDJ33A	2,5	5,5	12	DJ35	2,5	5,5				
				9	DJ33	2,5	5,5								
1xSJ25=1xSJ25M															

Other wind zones or additional hook heights on request  
其他风区或另外的吊钩高度请咨询



科曼萨建设机械(杭州)有限公司  
电话 / Tel: +86-571-8299 9999  
传真 / Fax: +86-571-8299 6555  
www.comansacm.com.cn  
sales@comansacm.com.cn  
中国杭州·萧山靖江 311223  
Jingjiang, Xiaoshan, Hangzhou, China

CM-DS-201610-010 16 CM 260 121