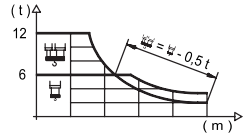


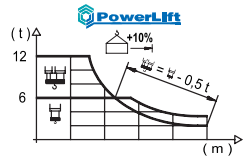
Load Chart / 载荷曲线

R (m)	🏠							🏢									
74	20,2 12000	23 10320	25 9350	28 8160	30 7500	33 6670	35,9 6000	37,3 6000	40 5550	44 4980	50 4300	54 3930	60 3480	64 3220	70 2890	74,0 2700	m kg
70	20,7 12000	23 10610	25 9610	28 8390	30 7720	33 6870	35,8 6000	38,5 6000	40 5740	44 5160	50 4460	54 4080	60 3600	64 3340	70,0 3000	m kg	
64		23,7 12000	25 11250	28 9850	30 9080	33 8100	35 7540	38 6820	42,1 6000	44,8 6000	50 5300	54 4860	60 4310	64,0 4000		m kg	
60			24,4 12000	28 10210	30 9410	33 8400	35 7830	38 7080	40 6000	43,5 6000	46,5 6000	50,00 5400	54,00 4500	60,0		m kg	
54				27,1 12000	30 10660	33 9530	35 8890	38 8060	40 7580	44,4 6000	52,4 6000	54,0				m kg	
50					28,0 11990	30 11070	33 9910	35 9240	38 8380	40 7890	44 7030	49,4 6100				m kg	
44						28,1 12000	30 11140	33 9970	35 9300	38 8440	40 7940	43,4 7200				m kg	
40							28,7 12000	30 11410	33 10220	35 9540	38 8650	39,4 8300				m kg	

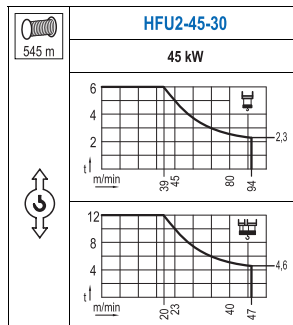


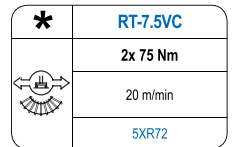
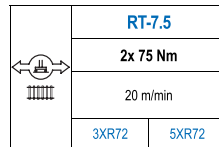
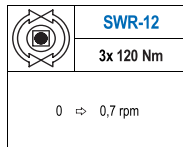
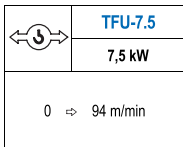
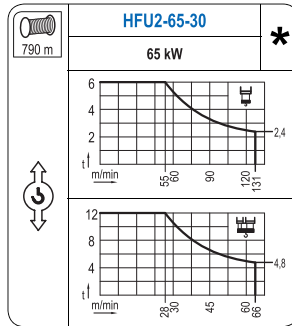
Load Chart Powerlift / 载荷曲线 Powerlift

R (m)	🏠							🏢								
74	21,7 12000	23 11210	25 10160	28 8880	30 8180	33 7280	35,8 6000	40,3 6000	44 5440	50 4700	54 4300	60 3810	64 3530	70 3180	74,0 2970	m kg
70	22,3 12000	23 11540	25 10470	28,00 9150	30 8430	33 7510	35 6990	39,6 6000	41,6 6000	44 5640	50 4880	54 4470	60 3960	64 3670	70,0 3300	m kg
64			25,5 12000	28,00 10770	30 9940	33 8880	35 8280	38 7500	40,00 7040	45,5 6000	48,7 6000	54 5340	60 4740	64,0 4400		m kg
60			26,4 12000	28 11180	30 10320	33 9220	35 8600	38 7800	40 7330	47,0 6000	50,6 6000	54 5580	60,0 4950			m kg
54					29,2 12000	33 10400	35 9700	38 8810	40 8290	44 7390	53,4 6000	54,0				m kg
50						30,2 12000	33 10830	35,00 10110	38 9180	40 8640	44 7710	49,4 6710				m kg
44							30,4 12000	33 10920	35 10200	38 9260	40 8720	43,4 7920				m kg
40								31,1 12000	33 11210	35 10470	38 9510	39,4 9130				m kg



Mechanisms / 机构



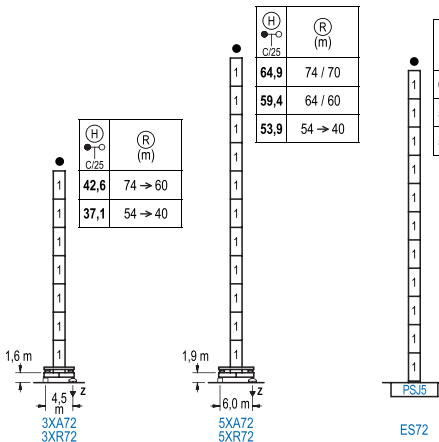


POWER / 功率				Operating voltage / 工作电压	Generator / 发电机
Hoist / 起升机构	Trolley / 变幅机构	Slewing / 回转机构	Travel / 行走机构		
HFU2-45-30	TFU-7.5	(3x) SWR-12	(2x) RT-7.5	380 V	160 kVA
HFU2-65-30				3ph	200 kVA
				50 Hz	

Optional 选项
*

Heights Under Hook / 吊钩以下高度

∅ 2.0 m



	n°	Ref.	∅	h
	1	SJ25	2,0	5,5
	1xSJ25= 1xSJ25M			

R max. 最大压力	In operation 工作状态	3XR72..... 100 t 5XR72..... 103 t
	Out of service 非工作状态	3XR72..... 76 t 5XR72..... 134 t

Other wind zones or additional hook heights on request
其他风区或另外的吊钩高度请咨询

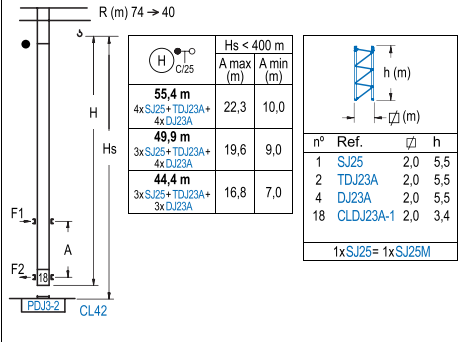
Braced crane / 外附着塔机

R (m)	3XA72				5XA72			
	74 → 60	54 → 40	74 / 70	64 / 60	54 → 40	74 / 70	64 / 60	54 → 40
A max	29,1	23,6	23,6	23,6	51,4	45,9	23,6	40,4
A min	23,6	23,6	23,6	23,6	23,6	23,6	23,6	23,6
B max	-	33,0	18,5	-	33,0	18,5	-	33,0
B min	-	18,5	-	33,0	18,5	-	33,0	18,5
C max	52,0	46,5	46,5	46,5	46,5	46,5	46,5	46,5
H max	81,1	108,6	70,1	103,1	97,9	130,9	92,4	125,4

ES72			
R (m)	74 / 70	64 / 60	54 → 40
A max	49,6	44,1	38,6
A min	22,1	22,1	22,1
B max	-	33,0	18,5
B min	-	18,5	33,0
C max	46,5	46,5	46,5
H max	96,1	129,1	90,6


Other wind zones or additional hook heights on request
其他风区或另外的吊钩高度请咨询

Internal Climbing Crane / 内爬塔机



Heights Under Hook 吊钩以下高度

Heights Under Hook 吊钩以下高度



Other wind zones or additional hook heights on request
其他风区或另外的吊钩高度请咨询



科曼萨建设机械(杭州)有限公司
电话 / Tel: +86-571-8299 9999
传真 / Fax: +86-571-8299 6555
www.comansacm.com.cn
sales@comansacm.com.cn
中国杭州·萧山靖江 311223
Jingjiang, Xiaoshan, Hangzhou, China

CM-DS-201610-012

21 CM 335 121