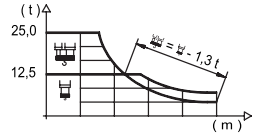


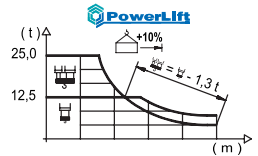
Load Chart / 载荷曲线

R (m)	720 m					720 m											
80	14,0 25000	18 18570	20 16380	23 13840	25,0 12500	27,5 12500	35 9550	40 8210	45 7180	50 6350	55 5680	60 5120	64 4740	70 4250	74 3970	80,0 3600	m kg
74	14,1 25000	18 18680	20 16470	23 13920	25,1 12500	27,7 12500	35 9620	40 8270	45 7230	50 6400	55 5720	60 5160	64 4780	70 4280	74,0 4000	m kg	
70	17,6 25000	20 21540	23 18300	25 16580	31,7 12500	35,0 12500	40 10780	45 9450	50 8390	55 7530	60 6820	64 6300	70,0 5700	m kg			
64	17,5 25000	20 21420	23 18190	25 16480	31,5 12500	34,9 12500	40 10730	45 9410	50 8360	55 7500	60 6790	64,0 6300	m kg				
60	21,4 25000	23 22960	25 20860	30 16880	38,6 12500	42,8 12500	45 11840	50 10540	55 9480	60,0 8600	m kg						
50	21,4 25000	23 23010	25 20910	30 16910	38,7 12500	42,1 12500	45 11910	50,0 10600	m kg								
40	21,8 25000	23 23500	25 21350	30 17280	35 14410	39,1 12600	m kg										

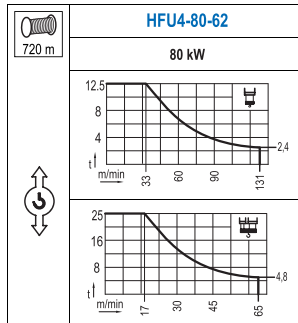


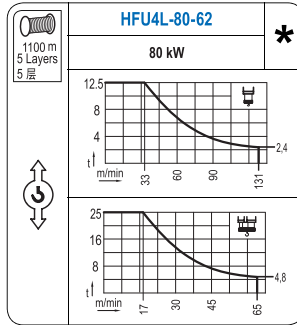
Load Chart Powerlift / 载荷曲线 Powerlift

R (m)	720 m					720 m											
80	15,0 25000	18 20230	20 17860	23 15120	26,9 12500	29,7 12500	35 10390	40 8940	45 7820	50 6930	55 6210	60 5600	64 5190	70 4660	74 4360	80,0 3960	m kg
74	15,1 25000	18 20380	20 17990	23 15230	27,1 12500	29,9 12500	35 10480	40 9020	45 7890	50 6990	55 6260	60 5660	64 5240	70 4710	74,0 4400	m kg	
70	19,0 25000	20 20070	23 18210	25 14680	30 12500	34,3 12500	37,9 12500	45 10340	50 9200	55 8260	60 7480	64 6950	70,0 6270	m kg			
64	18,9 25000	23 19970	25 18120	30 14610	34,2 12500	37,8 12500	45 10310	50 9170	55 8240	60 7460	64,0 6930	m kg					
60	23,2 25000	25 22950	30 18600	35 15540	42,0 12500	46,6 12500	50 11570	55 10420	60,0 9460	m kg							
50	23,3 25000	25 23040	30 18680	35 15600	42,2 12500	46,9 12500	50,0 11660	m kg									
40	23,6 25000	25 23350	30 18940	35 15820	39,1 13860	m kg											

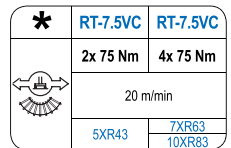
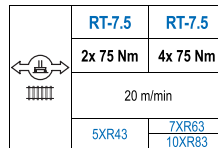
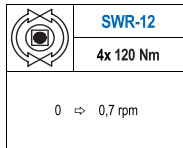
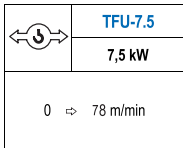


Mechanisms / 机构





For mechanisms with high drum capacity, request wirerope loads deduction.  
使用大容绳机构，起升载荷需考虑扣除钢丝绳的重量。

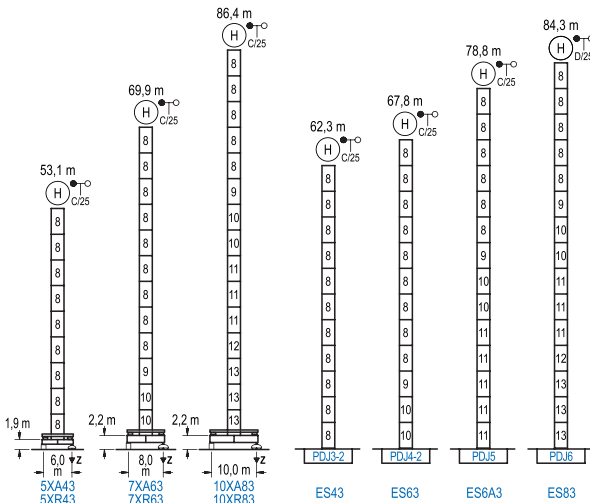


POWER / 功率				Operating voltage / 工作电压	Generator / 发电机
Hoist / 起升机构	Trolley / 变幅机构	Slewing / 回转机构	Travel / 行走机构		
HFU4-80-62	TFU-7.5	(4x) SWR-12	(2x) RT-7.5	400 V 3ph 50 Hz	250 kVA
HFU4L-80-62			(4x) RT-7.5		250 kVA

Optional  
选项  
  
\*

Heights Under Hook / 吊钩以下高度

∅ 2.5 m

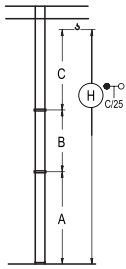


n°	Ref.	∅	h
8	DJ33	2,5	5,5
9	TDJ34	2,5	5,5
10	DJ34	2,5	5,5
11	DJ35	2,5	5,5
12	TDJ36B	2,5	5,5
13	DJ36	2,5	5,5

R max. 最大压力	In operation 工作状态	5XR43.....136 t 7XR63.....127 t 10XR83.....135 t
	Out of service 非工作状态	5XR43.....102 t 7XR63.....142 t 10XR83.....189 t

Other wind zones or additional hook heights on request  
其他风区或另外的吊钩高度请咨询

## Braced crane / 外附着塔机



	5XA43	7XA63	10XA83
A max	40,4	57,2	73,7
A min	23,9	24,2	62,7
B max	- 33,0	- 33,0	- 33,0
B min	16,5	16,5	16,5
C max	51,2	45,7	45,7
H max	91,6	119,1	102,9

	ES43	ES63	ES6A3	ES83
A max	49,6	55,1	66,1	71,6
A min	22,1	22,1	44,1	60,6
B max	- 33,0	- 33,0	- 33,0	- 33,0
B min	16,5	16,5	16,5	16,5
C max	45,7	45,7	45,7	45,7
H max	95,3	128,3	100,8	133,8

## Internal Climbing Crane / 内爬塔机



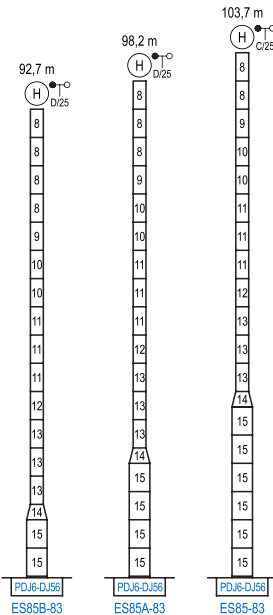
Hs < 400 m	A max (m)	A min (m)
	<b>60,5 m</b> 5xDJ33+TDJ34 + 4xDJ34A+CLDJ34A	21,9
<b>55,0 m</b> 4xDJ33+TDJ34 + 4xDJ34A+CLDJ34A	19,1	8,0
<b>49,5 m</b> 3xDJ33+TDJ34 + 4xDJ34A+CLDJ34A	16,4	8,0

n°	Ref.	h
8	DJ33	2,5 5,5
9	TDJ34	2,5 5,5
20	DJ34A	2,5 5,5
21	CLDJ34A	2,5 3,8

Other wind zones or additional hook heights on request  
其他风区或另外的吊钩高度请咨询

## Special Heights / 外附着塔机

∅ 4,0 m



n°	Ref.	h
8	DJ33	2,5 5,5
9	TDJ34	2,5 5,5
10	DJ34	2,5 5,5
11	DJ35	2,5 5,5
12	TDJ36B	2,5 5,5
13	DJ36	2,5 5,5
14	TDJ56DJ36	4,0 3,0
15	DJ56	4,0 5,5

Other wind zones or additional hook heights on request  
其他风区或另外的吊钩高度请咨询